



Triax optical, trunk and distribution amplifiers for community networks

Flexibility from trunk line to subscriber
in current to future networks

Simply **more**
- more simply





New range of optical nodes, trunk and distribution amplifiers for CATV network

A modern series of optical nodes, trunk and distribution amplifiers based on a cost optimized platform that supports a variety of broadband applications including video, high speed internet and voice over IP. The platform is based on open industry standards, ensuring that all our solutions integrate with each other as well as with other cable network systems.

Ready for the future when you are

The modular concept enables networks to be easily expanded faster and more economically, as new needs arise. A variety of configuration possibilities to achieve a practical system design means the amplifiers and optical nodes can be customised to meet specific requirements today, and expanded to meet the changing needs of a growing network in the future.

Intelligent, compact design

The platform incorporates:

- On board active/passive return path
- The use of standard pads for attenuation and equalisation
- Flexibility by using diplex filter modules
- A wide range of splitter modules

The platform allows for:

- A quick and easy overview of the product
- Time saving; the use of pads and the very limited number of universal accessories reduces set-up time
- Smaller, lighter housing
Dimensions: 200 x 180 x 82 mm
Weight: 2 kg


Flexibility and ease of use

The 30/38 dB gain switch, plus additional adjustment with standard attenuator pads, enables increased possibilities with just one platform. The gain can be set within a range from 38 dB to 24 dB in the same amplifier. This flexibility means that fewer variants need to be stocked.

The power supply can be removed or replaced easily, by unscrewing only 5 screws and unplugging 2-3 connectors. Likewise, the mains can be converted

Pre-calculated pressure on silicone gasket

- When assembled, the lid and the lower section of the housing will always provide the correct pressure to ensure the weather sealing meets IP65 degree requirements for efficient dust and water protection as well as RF screening - every time!



to line power and vice versa.

The platform uses standard (car) fuses for AC-pass, which also ensures easy operation.

Cool, solid housing - built to last

The robust aluminium die-cast housing provides both mechanical stability and high shielding factor. A corrosion resistant gasket is incorporated into the housing lid.

- Suitable for applications requiring corrosion resistant materials, we use a nickel/graphite filled silicone gasket

Cooling ribs provide excellent ventilation via chimney effect

- A precise calculation of the height and distance between each cooling rib gives an optimal chimney effect
- If the distance between each fin is too short, the aircirculation would be inhibited and for larger distances, the number of fins would be too few, reducing the effects of adequate cooling
- Lower operational temperatures ensure a long product life

Compact, yet highly versatile, the platform covers all needs for two-way transmission in hybrid fibre/coax (HFC) networks. All amplifiers are suitable for establishing new networks or upgrading an existing network and enable the step-by-step design and configuration of networks. All share common plug-in accessories to lower your cost of spare parts, resulting in convenient maintenance and reduction of operational costs.

Trunk & distribution In-one amplifiers

The HTA-Series is the top-of-the line trunk amplifier, offering high performance combined with HMS, AGC and DIB optional functionality. The full feature set enables cable operators to deliver a secure and manageable last mile at a competitive price/performance ratio.



Distribution & mini-trunk amplifiers

Our mid-range HDA-Series is suitable for medium to large HFC networks.


These amplifiers enable more subscribers to be connected to existing equipment, reducing network expansion costs.

Distribution & end amplifiers

The HEA-Series is high quality, economical amplifiers, with a minimised set of features. They deliver excellent system performance, and are designed to be used as low-cost, last distribution installations. They are suitable for rapidly increasing the number of household connections to an existing medium to large network.



	Trunk & distribution amplifiers HTA 3038 series	Distribution & mini-trunk amplifiers HDA 3038 series	Distribution & end amplifiers HEA 38 series
Standard features			
High output level 108.5/111.0 dBμV	*	*	*
Very high output level 110.5/113.0 dBμV	*	*	*
Input splitter module	*	*	
Output splitter module Dual output splitter (optional)	*	*	*
Gain switch	*	*	
System equaliser modul Bump/valley	*		
Cable simulator function	*	*	*
Fixed return path amplifier Active or passive	*	*	*
Return path input test point	*	*	*
5 Amp AC pass (10 Amp optional)	*	*	
Options			
DIB™	*	*	
AGC	*		
HMS	*		
MA 6510	*	*	



One-stop-shopping

HTA-, HDA- and HEA series options:

- Line powered or mains powered
- Medium distribution:
High output level
-108.5/111dBμV, 8 dB tilt
- Large distribution:
Very high output level
- 110.5/113 dBuV, 8 dB tilt
- Standard attenuator pads for gain & tilt adjustment as well as interstage attenuation & tilt functions
- Adjustable attenuators for gain & tilt adjustment. The interstage attenuation & tilt function is combined in one compact MEX module
- Upgradeable with a DIBTM (Dynamic ingress blocking) module - a solution for ingress blocking, return path management and secured/longer return path channel up-time (HTA and HDA Series only)
- Upgradeable with a one tone AGC (automatic gain control) module (for HTA series only) that maintains the performance of the amplifier by measuring the overall strength of its signal and automatically adjusting the gain of the amplifier to maintain a constant level of output
- Upgradeable with a fully compatible HMS-based (hybrid management sub-layer) network management transponder module that simplifies the monitoring and management of critical HFC network services (HTA and HDA series only)
- Upgradeable with a return path amplifier module in the return path interstage connector, in order to raise the gain by 10 dB extra (HTA and HDA series only)



Optical solutions, - suitable for delivering multimedia applications

The new, all-optical solutions meet the requirements of both deep fibre (FTTH) and hybrid fibre coax distribution network system configurations.

As optical networking gains momentum on a worldwide basis, networks can be prepared for the future demands of delivering interactive services.

HNA D-series

- A compact node for two-way transmission, that provides an efficient way to manage and control the roll-out of projects and new services.

The all-in-one active element delivers high output levels for distribution or low level output for trunk deployments.


- The node can be set to the high gain switch position, pushing fibre deeper into the network to subscribers in densely populated areas. Transmission to geographically dispersed subscribers is accommodated, by simply setting the node to the low gain switch position, enabling a number of amplifiers to be configured in small cascades. This ensures that all subscribers can be served.

HNA D-series options:

- Upgradeable with a DIBTM (dynamic ingress blocking) module - a solution for ingress blocking, return path management and secured/longer return path channel up-time
- Upgradeable with a fully compatible HMS-based (hybrid management sub-layer) network management transponder module that simplifies the monitoring and management of critical HFC network services
- Reverse transmitter laser options: FP, DFB uncooled or DFB uncooled CWDM

HNA E-series

- This value line, deep fibre node, is ideal for delivering capacity for multimedia applications, pushing fibre directly to the curb-side of each subscriber household in densely populated areas.
- Whilst operating at a low power consumption level, this all-in-one active element delivers high output levels for distribution in any broadband HFC network environment



HNA E-series options:

- The node can be customised as either a receiver only or as a transmitter/receiver.
- Reverse transmitter laser options: FP, DFB uncooled or DFB uncooled CWDM

Accessories for amplifiers

MA 6510

- return path amplifier module features:
- Can raise the gain in the return path by 10 dB extra
- For installation in all AB- & AA-Series amplifiers
- Easy to install, hot pluggable module
- Can be placed in the return path interstage connector



MCA 100

- automatic gain control features:
- Requires only one pilot frequency
- Any tone or signal can be used as pilot
- Very easy alignment procedure
- Allows for compensation for seasonal temperatures prior to adjustment
- Automatic "shift to manual" function




MDIB 100

- dynamic ingress blocker module features:
- Ingress noise reduction through blocking of non-communication disturbances
- More efficient and reliable network upgrades
- Increased traffic capacity with improved QoS
- Scalable from small to nation-wide networks
- Hot pluggable module





MRT

- optical return path transmitter modules feature:
- Test point
- Pilot tone option (AO 801V1 only)
- SC/APC or E2000 optical connectors



High quality pads for attenuation and tilt

- precision control by reliably smoothing out impedance bumps:
- JXP attenuators



Let us help with answers or a complete system proposal

Giving precise and understandable answers is probably the most important way of keeping it simple. Triax support is only a phone call away.

Furthermore we offer you complete planning and documentation of community networks. Based on computer software, we can provide you with specifications of the

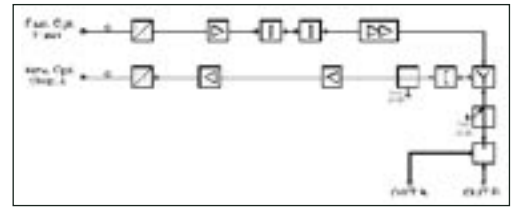
right solution, including drawings, performance calculations and a part list of all the equipment needed.

All you have to do is to specify network requirement, using the checklist on www.com.com and specify demands by e-mail from the website.



HNA D- and HNA E series of optical fiber node amplifiers

Block diagram


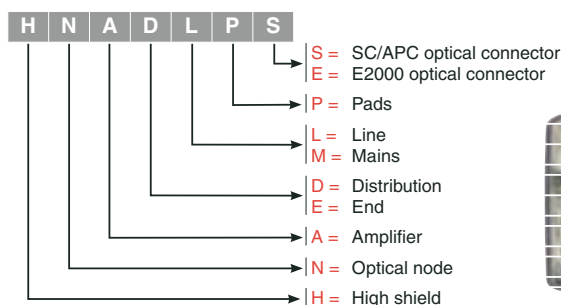


Note:

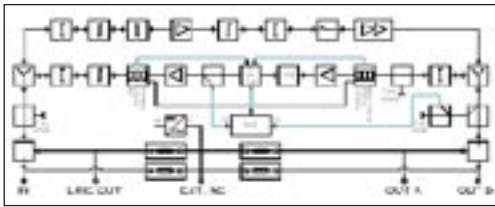
All specifications are with 0 dB link modules. If other modules are inserted, please correct for insertion loss.

Technical data

TYPE		HNA D series LP & MP	HNA E series LP & MP
Type/Part No.			
HNA D - LPS (Line powered, SC/APC)		322103	
HNA D - MPS (Mains powered, SC/APC)		322106	
HNA D - LPE (Line powered, E2000)		322109	
HNA D - MPE (Mains powered, E2000)		322112	
HNA E - LPS (Line powered, SC/APC)			322115
HNA E - MPS (Mains powered, SC/APC)			322118
HNA E - LPE (Line powered, E2000)			322121
HNA E - MPE (Mains powered, E2000)			322124
Forward path - Optical part			
Optical wavelength	nm	1290-1600	1290-1600
Optical input power level	dBm	- 6 to + 2	- 6 to + 2
Equivalent current noise	47/862 MHz pA/√Hz	8/6	8/6
Forward path - Coaxial part			
Forward path, bandwidth (depending on diplexer modules)	MHz	47-862	47-862
Gain switch (high/low)	dB	0/10	
Interstage attenuation (depending of pads)	dB	0-8	0-12
Interstage tilt (depending of pads)	dB	0-8	0-8
Linearity	dB	± 1	± 1
Output level - high gain (optical link specification)	dBμV	102-112	100-110
CTB (42 ch CENELEC) @ 110 dBμV flat 0 dBm - 4.5% OMI	dB	62	62
CSO (42 ch CENELEC) @ 110 dBμV flat 0 dBm - 4.5% OMI	dB	65	65
Output level - low gain (optical link specification)	dBμV	90-106	
CTB (42 ch CENELEC) @ 110 dBμV flat 0 dBm - 4.5% OMI	dB	68 (transmitter spec.)	
CSO (42 ch CENELEC) @ 110 dBμV flat 0 dBm - 4.5% OMI	dB	65 (transmitter spec.)	
Return loss, @40 MHz	dB	18 (-1.5/oct)	18 (-1.5/oct)
Return path			
Return path, bandwidth (depending on diplexer modules)	MHz	5-65	5-65
Other specifications will depend on the selected transmitter module		-	-
General			
Line power, voltage	VAC	24-65	24-65
Line power, current	mA	1080-450	800-350
Mains power, voltage	VAC	175-260	175-260
Power consumption (incl. return path)	W	19.0	15.0
Water and dust protection	IP	65	65
Internally used optical connector		SC/APC	SC/APC
Coaxial outputs		PG 11	PG 11
Dimensions	W x H x D	200 x 180 x 82	200 x 180 x 82
Weight	kg	2	2



Block diagram




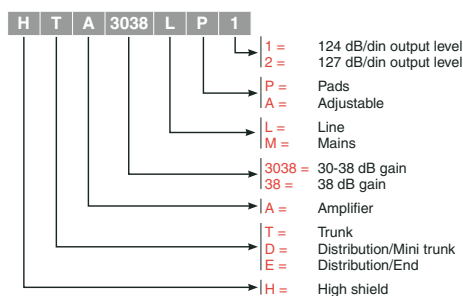
Note:

All specifications are with 0 dB link modules. If other modules are inserted, please correct for insertion loss.

HTA series of trunk & distribution amplifiers

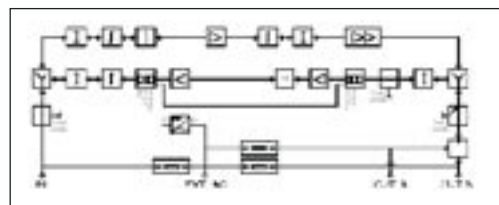
Technical data

TYPE		HTA 3038 LP1/MP1 & LA1/MA1	HTA 3038 LP2/MP2 & LA2/MA2
Type/Part No.			
HTA 3038 LP1 (Line powered)		322051	
HTA 3038 MP1 (Mains powered)		322054	
HTA 3038 LA1 (Line powered)		322063	
HTA 3038 MA1 (Mains powered)		322066	
HTA 3038 LP2 (Line powered)			322057
HTA 3038 MP2 (Mains powered)			322060
HTA 3038 LA2 (Line powered)			322069
HTA 3038 MA2 (Mains powered)			322072
Forward path			
Forward path, bandwidth	MHz	47-862	47-862
(depending on diplexer modules)			
Gain (8 dB gain switch) 47/862 MHz	dB	30/30 or 38/38	30/30 or 38/38
Attenuation by pads (LP1/MP1 & LP2/MP2) or adjustable att. (LA1/MA1 & LA2/MA2)	dB	0-18 & 22	0-18 & 22
Equalisation by pads (LP1/MP1 & LP2/MP2) or adjustable att. (LA1/MA1 & LA2/MA2)	dB	0-18	0-18
Linearity	dB	± 1	± 1
3rd order (DIN 45004 B)	dBµV	124	127
2nd order (DIN 45004 A1)	dBµV	122	124
CTB (42 ch CENELEC) flat/8dB tilt	dBµV	108.5/111	110.5/113
CTB (42 ch CENELEC) by 6 dB interstage att. flat/8 dB tilt	dBµV	108/110	110/112
CSO (42 ch CENELEC)	dBµV	112	114
Noise Figure 47/862 MHz	dB	5/6.5-5/6.5	5/6.5-5/6.5
Noise Figure by 6 dB interstage attenuation 47/862 MHz	dB	6/8-5/7	6/8-5/7
Return loss, @40 MHz	dB	18 (-1.5/oct)	18 (-1.5/oct)
Return path			
Return path, bandwidth (depending on diplexer modules)	MHz	5-65	5-65
Gain	dB	23	23
Attenuation by pads (LP1/MP1 & LP2/MP2) or adjustable att. (LA1/MA1 & LA2/MA2)	dB	0-18	0-18
Equalisation by pads (LP1/MP1 & LP2/MP2) or adjustable att. (LA1/MA1 & LA2/MA2)	dB	0-8	0-8
Linearity	dB	± 1	± 1
3rd order (DIN 45004B)	dBµV	119	119
2nd order (DIN 45004A1)	dBµV	104	104
Noise Figure	dB	6	6
General			
Line power, voltage	VAC	24-65	24-65
Line power, current	mA	79820-3460	900-390
Mains power, voltage	VAC	175-260	175-260
Power consumption (incl. return path)	W	14.5	16.5
Dimensions W x H x D	mm	200 x 180 x 82	200 x 180 x 82
Weight	kg	2	2



HDA series of distribution & mini-trunk amplifiers

Block diagram


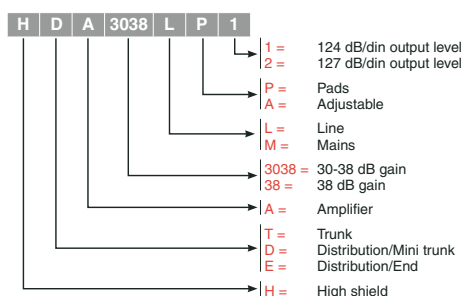


Note:

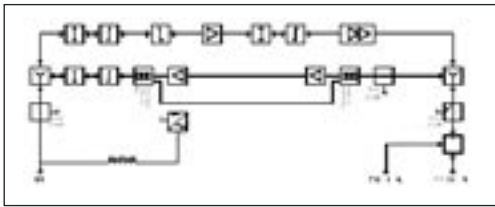
All specifications are with 0 dB link modules. If other modules are inserted, please correct for insertion loss.

Technical data

TYPE		HDA 3038 LP1/MP1 & LA1/MA1	HDA 3038 LP2/MP2 & LA2/MA2
Type/Part No.			
HDA 3038 LP1 (Line powered)		322027	
HDA 3038 MP1 (Mains powered)		322030	
HDA 3038 LA1 (Line powered)		322039	
HDA 3038 MA1 (Mains powered)		322042	
HDA 3038 LP2 (Line powered)			322033
HDA 3038 MP2 (Mains powered)			322036
HDA 3038 LA2 (Line powered)			322045
HDA 3038 MA2 (Mains powered)			322048
Forward path			
Forward path, bandwidth	MHz	47-862	47-862
(depending on diplexer modules)			
Gain (8 dB gain switch)	47/862 MHz	30/30 or 38/38	30/30 or 38/38
Attenuation by pads (LP1/MP1 & LP2/MP2)			
or adjustable att. (LA1/MA1 & LA2/MA2)	dB	0-18 & 22	0-18 & 22
Equalisation by pads (LP1/MP1 & LP2/MP2)			
or adjustable att. (LA1/MA1 & LA2/MA2)	dB	0-18	0-18
Linearity	dB	± 1	± 1
3rd order (DIN 45004 B)	dBµV	124	127
2nd order (DIN 45004 A1)	dBµV	122	124
CTB (42 ch CENELEC)			
flat/8dB tilt	dBµV	108.5/111	110.5/113
CTB (42 ch CENELEC)			
by 6 dB interstage att. flat/8 dB tilt	dBµV	108/110	110/112
CSO (42 ch CENELEC)	dBµV	112	114
Noise Figure	47/862 MHz	5/6.5-5/6.5	5/6.5-5/6.5
Noise Figure by 6 dB interstage attenuation	47/862 MHz	6/8-5/7	6/8-5/7
Return loss, @40 MHz	dB	18 (-1.5/oct)	18 (-1.5/oct)
Return path			
Return path, bandwidth (depending on diplexer modules)	MHz	5-65	5-65
Gain	dB	23	23
Attenuation by pads (LP1/MP1 & LP2/MP2)			
or adjustable att. (LA1/MA1 & LA2/MA2)	dB	0-18	0-18
Equalisation by pads (LP1/MP1 & LP2/MP2)			
or adjustable att. (LA1/MA1 & LA2/MA2)	dB	0-8	0-8
Linearity	dB	± 1	± 1
3rd order (DIN 45004B)	dBµV	119	119
2nd order (DIN 45004A1)	dBµV	104	104
Noise Figure	dB	6	6
General			
Line power, voltage	VAC	24-65	24-65
Line power, current	mA	750-330	870-380
Mains power, voltage	VAC	175-260	175-260
Power consumption (incl. return path)	W	13.5	16.0
Dimensions	W x H x D	200 x 180 x 82	200 x 180 x 82
Weight	kg	2	2



Block diagram



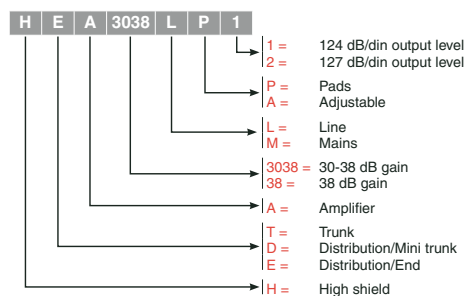
Note:

All specifications are with 0 dB link modules. If other modules are inserted, please correct for insertion loss.


HEA series of distribution & end amplifiers

Technical data

TYPE		HEA 38 LP1/MP1 & LA1/MA1	HEA 38 LP2/MP2 & LA2/MA2
Type/Part No.			
HEA 38 LP1 (Line powered)		322003	
HEA 38 MP1 (Mains powered)		322006	
HEA 38 LA1 (Line powered)		322015	
HEA 38 MA1 (Mains powered)		322018	
HEA 38 LP2 (Line powered)			322009
HEA 38 MP2 (Mains powered)			322012
HEA 38 LA2 (Line powered)			322021
HEA 38 MA2 (Mains powered)			322024
Forward path			
Forward path, bandwidth	MHz	47-862	47-862
(depending on diplexer modules)			
Gain	47/862 MHz	38/38	38/38
Attenuation by pads (LP1/MP1 & LP2/MP2) or adjustable att. (LA1/MA1 & LA2/MA2)		0-18	0-18
Equalisation by pads (LP1/MP1 & LP2/MP2) or adjustable att. (LA1/MA1 & LA2/MA2)		0-18	0-18
Linearity		± 1	± 1
3rd order (DIN 45004 B)		124	127
2nd order (DIN 45004 A1)		122	124
CTB (42 ch CENELEC) flat/8dB tilt		108.5/111	110.5/113
CTB (42 ch CENELEC) by 6 dB interstage att. flat/8 dB tilt		108/110	110/112
CSO (42 ch CENELEC)		112	114
Noise Figure	47/862 MHz	5/6.5	5/6.5
Noise Figure by 6 dB interstage attenuation	47/862 MHz	6/7	6/7
Return loss, @40 MHz		18 (-1.5/oct)	18 (-1.5/oct)
Return path			
Return path, bandwidth (depending on diplexer modules)	MHz	5-65	5-65
Gain		23	23
Attenuation by pads (LP1/MP1 & LP2/MP2) or adjustable att. (LA1/MA1 & LA2/MA2)		0-18	0-18
Equalisation by pads (LP1/MP1 & LP2/MP2) or adjustable att. (LA1/MA1 & LA2/MA2)			
Linearity		± 1	± 1
3rd order (DIN 45004B)		118	118
2nd order (DIN 45004A1)		104	104
Noise Figure		6	6
General			
Line power, voltage	VAC	24-65	24-65
Line power, current	mA	750-330	870-380
Mains power, voltage	VAC	175-260	175-260
Power consumption (incl. return path)	W	13.5	16.0
Dimensions	W x H x D	200 x 180 x 82	200 x 180 x 82
Weight	kg	2	2



Accessories for amplifiers



MRT - optical return path transmitter modules

TYPE		MRT 300L	MRT 300	MRT 400	MRT 50X
Type/Part No.					
MRT X00 SC/APC		322290	322292	322294	322296
MRT X00 E2000		322291	322293	322295	322297
Return path					
Type of laser		Fabry-Perot	Fabry-Perot	DFB uncooled	DFB uncooled CWDM
Bandwidth	MHz	5 - 65	5 - 65	5 - 65	5 - 65
Wavelength	nm	1310 +/- 20	1310 +/- 20	1310 +/- 3	1510/30/50/70 +/- 3
Output power	mW	0.5	1.0	2.0	2.0
RIN	dB/Hz	-125	-130	-145	-140
IM2 (Measured at 10% OMI)	dBc	-40	-40	-44	-45
IM3 (Measured at 10% OMI)	dBc	-50	-50	-57	-55
CNR (2.5% OMI, 5 db loss, BW=600 kHz)	dBc	35	38	52	52
CNR (10 % OMI, 5 db loss, BW=2 MHz)	dBc	42	45	59	59
Input level (for 10% OMI)	dBμV	74	72	74	77
Flatness	dB	+/- 0.5	+/- 0.5	+/- 0.5	+/- 0.5
Attenuation (by pads on motherboard)	dB	0 - 18	0 - 18	0 - 18	0 - 18
General					
Power consumption	W	0.2 (max. 0.5)	0.2 (max. 0.5)	0.2 (max. 0.5)	0.2 (max. 0.5)
Temperature range (for the node)	°C	-20 to +55	-20 to +55	-20 to +55	-20 to +55
Internally used connector		SC/APC	SC/APC	SC/APC	SC/APC

MCA - automatic gain control modules

TYPE		MCA 100/ 423 MHz	MCA 100/ 519 MHz	MCA 100/ 639 MHz
Part No.		322240	322242	322244
Return path				
AGC attenuation range	dB	± 4	± 4	± 4
AGC accuracy	dB	± 0.5	± 0.5	± 0.5
Pilot frequency (factory adjusted)	MHz	400 to 750	400 to 750	400 to 750
Nominal output level range	dBμV	100 - 110	100 - 110	100 - 110
Power consumption	W	1.5	1.5	1.5
General				
Dimensions	(W x H x D)	mm	112 x 70 x 38	112 x 70 x 38



MA6510 - return-path amplifier

TYPE		MA6510
Part No.		322248
Frequency range	MHz	5 - 65
Gain	MHz	10
Packing size	pcs.	1




Accessories for amplifiers

These pads provide precision control by reliably smoothing out any impedance bumps, and therefore, play an important role in CATV network equipment interconnection.

Pads

TYPE	Part No.	Attenuation (dB)	Tilt (dB)	Supplied in bags of 10 pcs
JXP-OT200	322200	0	0	Tall, Orange
JXP-OT201	322201	1	1	Tall, Orange
JXP-OT202	322202	2	2	Tall, Orange
JXP-OT203	322203	3	3	Tall, Orange
JXP-OT204	322204	4	4	Tall, Orange
JXP-OT205	322205	5	5	Tall, Orange
JXP-OT206	322206	6	6	Tall, Orange
JXP-OT207	322207	7	7	Tall, Orange
JXP-OT208	322208	8	8	Tall, Orange
JXP-OT209	322209	9	9	Tall, Orange
JXP-OT210	322210	10	10	Tall, Orange
JXP-OT211	322211	11		Tall, Orange
JXP-OT212	322212	12	11,5	Tall, Orange
JXP-OT213	322213	13		Tall, Orange
JXP-OT214	322214	14	13	Tall, Orange
JXP-OT215	322215	15		Tall, Orange
JXP-OT216	322216	16	14,5	Tall, Orange
JXP-OT217	322217	17		Tall, Orange
JXP-OT218	322218	18	16	Tall, Orange
JXP-OT219	322219	19		Tall, Orange
JXP-OT220	322220	20	17	Tall, Orange
JXP-OT221	322221	21		Tall, Orange
JXP-OT222	322222	22	18,5	Tall, Orange
JXP-OT223	322223	23		Tall, Orange
JXP-OT224	322224	24	20	Tall, Orange
JXP-OT225	322225	25		Tall, Orange
JXP-OT226	322226	26		Tall, Orange
Accessory Box	322230			Box with a variety of pads and other accessories




Interstage Modules (Interstage attenuation and equalisation combined)

TYPE	Part No.	Attenuation (dB)	Tilt (dB)	Description
606 MHz				
MEX 600/06	322260	0,3	6	Pivot point at 606 MHz
MEX 602/06	322262	2	6	Pivot point at 606 MHz
MEX 604/06	322264	4	6	Pivot point at 606 MHz
MEX 606/06	322266	6	6	Pivot point at 606 MHz
862 MHz				
MEX 800/08	322280	0,3	8	Pivot point at 862 MHz
MEX 802/08	322282	2	8	Pivot point at 862 MHz
MEX 804/08	322284	4	8	Pivot point at 862 MHz
MEX 806/08	322286	6	8	Pivot point at 862 MHz

Diplex Filter Modules

TYPE	Part No.	Description
MDA 3047	322250	Low loss high precision diplex filter for 5-30 MHz return path
MDA 4254	322252	Low loss high precision diplex filter for 5-42 MHz return path
MDA 5573	322254	Low loss high precision diplex filter for 5-55 MHz return path
MDA 6080	322256	Low loss high precision diplex filter for 5-60 MHz return path
MDA 6587	322258	Low loss high precision diplex filter for 5-65 MHz return path



Thinking one step ahead...

Triax philosophy is customer-orientation: In both our markets, TV-systems and enclosures, our objective is to save time and trouble for the installers, operators and distributors building their business on our products.

Simplicity and support are key words, expressed both in products and in service.

Our products offer more in performance and simplifying logic, and in our support customers have easy access to understandable, useful and competent answers.

Innovative thinking, service-oriented people and advanced technology has made Triax one of the leading European suppliers of both TV-systems and enclosures.

We offer everything that can be expected from a professional supplier within these fields. Triax is of course ISO 9001 certified and delivers products according to all acknowledged local and international quality standards.

TRIAX A/S

Bjørnkærvej 3

DK-8783 Hornsyld

Tel.: +45 76 82 22 00

Fax: +45 75 68 79 66

mail: triax@triax.dk

www.triax.com

Simply **more**
- more simply

